


| | | | |
|--|--------------------------------------|---|---|
| Name of the Company: PRIME URBAN DEVELOPMENT INDIA LIMITED | | | |
| Scrip Code, Name of the scrip, class of security: 521149, PRIMEURB, EQUITY | | | |
| Quarter ended: 30th September, 2015 | | | |
| Partly paid-up shares:- | No. of partly paid-up shares | As a % of total no. of partly paid-up shares | As a % of total no. of shares of the company |
| Held by promoter/promoter group | 0 | 0 | 0 |
| Held by public | 0 | 0 | 0 |
| Total | 0 | 0 | 0 |
| Outstanding convertible securities:- | No. of outstanding securities | As a % of total no. of outstanding convertible securities | As a % of total no. of shares of the company, assuming full conversion of the convertible securities |
| Held by promoter/promoter group | 0 | 0 | 0 |
| Held by public | 0 | 0 | 0 |
| Total | 0 | 0 | 0 |
| Warrants:- | No. of warrants | As a % of total no. of warrants | As a % of total no. of shares of the company, assuming full conversion of warrants |
| Held by promoter/promoter group | 0 | 0 | 0 |
| Held by public | 0 | 0 | 0 |
| Total | 0 | 0 | 0 |
| Total paid-up capital of the company, assuming full conversion of warrants and convertible securities | | 2,66,43,600 Equity Shares of Rs. 2 each aggregating to Rs. 5,32,87,200/- | |



Statement Showing Shareholding Pattern

| Category code | Category of Shareholder | Number of Shareholders | Table (I)(a) | | Total shareholding as a percentage of total number of shares | | Shares Pledged or otherwise encumbered | | |
|---------------|---|------------------------|------------------------|---|--|----------------------------|--|---------------------------------|--|
| | | | Total number of shares | No. of shares held in dematerialized form | As a percentage of (A+B) ¹ | As a percentage of (A+B+C) | Number of shares | As a percentage (C)/(A+B+C)*100 | |
| | | | (IV) | (V) | (VI) | (VII) | (VIII) | (IX) | |
| (A) | Shareholding of Promoter and Promoter Group² | | | | | | | | |
| 1 | Indian | | | | | | | | |
| (a) | Individuals/ Hindu Undivided Family | 6 | 6893006 | 6893006 | 25.87 | 25.87 | 0 | 0.00 | |
| (b) | Central Government/ State Government(s) | 0 | 0 | 0 | 0.00 | 0.00 | 0 | 0.00 | |
| (c) | Bodies Corporate | 3 | 12019350 | 12019350 | 45.11 | 45.11 | 0 | 0.00 | |
| (d) | Financial Institutions/ Banks | 0 | 0 | 0 | 0.00 | 0.00 | 0 | 0.00 | |
| (e) | Any Other (Specify) | 0 | 0 | 0 | 0.00 | 0.00 | 0 | 0.00 | |
| | Sub-Total (AM1) | 9 | 18912356 | 18912356 | 70.98 | 70.98 | 0 | 0.00 | |
| 2 | Foreign | | | | | | | | |
| a | Individuals (Non-Residents Individuals/ Foreign Individuals) | 0 | 0 | 0 | 0.00 | 0.00 | 0 | 0.00 | |
| b | Bodies Corporate | 0 | 0 | 0 | 0.00 | 0.00 | 0 | 0.00 | |
| c | Institutions | 0 | 0 | 0 | 0.00 | 0.00 | 0 | 0.00 | |
| d | Qualified Foreign Investor | 0 | 0 | 0 | 0.00 | 0.00 | 0 | 0.00 | |
| e | Any Other (Specify) | 0 | 0 | 0 | 0.00 | 0.00 | 0 | 0.00 | |
| | Sub-Total (AM2) | 0 | 0 | 0 | 0.00 | 0.00 | 0 | 0.00 | |
| | Total Shareholding of Promoter and Promoter Group (A)* (AM1)+(AM2) | 9 | 18912356 | 18912356 | 70.98 | 70.98 | 0 | 0.00 | |
| (B) | Public shareholding | | | | | | | | |
| 1 | Institutions | | | | | | | | |
| (a) | Mutual Funds / FII | 2 | 3750 | 3750 | 0.01 | 0.01 | 0 | 0.00 | |
| (b) | Financial Institutions / Banks | 0 | 0 | 0 | 0.00 | 0.00 | 0 | 0.00 | |
| (c) | Central Government / State Government(s) | 0 | 0 | 0 | 0.00 | 0.00 | 0 | 0.00 | |
| (d) | Venture Capital Funds | 0 | 0 | 0 | 0.00 | 0.00 | 0 | 0.00 | |
| (e) | Insurance Companies | 0 | 0 | 0 | 0.00 | 0.00 | 0 | 0.00 | |
| (f) | Foreign Institutional Investors | 0 | 0 | 0 | 0.00 | 0.00 | 0 | 0.00 | |
| (g) | Foreign Venture Capital Investors | 0 | 0 | 0 | 0.00 | 0.00 | 0 | 0.00 | |
| (h) | Qualified Foreign Investor | 0 | 0 | 0 | 0.00 | 0.00 | 0 | 0.00 | |
| (i) | Any Other (specify) | 0 | 0 | 0 | 0.00 | 0.00 | 0 | 0.00 | |
| | Sub-Total (BX1) | 2 | 3750 | 3750 | 0.01 | 0.01 | 0 | 0.00 | |
| B 2 | Non-institutions | | | | | | | | |
| (a) | Bodies Corporate | 76 | 1,133,596 | 1,114,696 | 4.26 | 4.26 | 0 | 0.00 | |
| (b) | Individuals | | | | | | | | |
| | (i) Individuals - i. Individual shareholders holding nominal share capital up to Rs. 1 lakh | 4,150 | 3,394,202 | 2,174,857 | 12.74 | 12.74 | 0 | 0.00 | |
| | (ii) Individual shareholders holding nominal share capital in excess of Rs. 1 lakh | 14 | 2285005 | 2089225 | 8.58 | 8.58 | 0 | 0.00 | |
| (c) | Qualified Foreign Investor | 0 | 0 | 0 | 0.00 | 0.00 | 0 | 0.00 | |
| (d) | Any Other (specify) | 0 | 0 | 0 | 0.00 | 0.00 | 0 | 0.00 | |
| (d-i) | Trusts | 1 | 1000 | 1000 | 0.00 | 0.00 | 0 | 0.00 | |
| (d-ii) | Directors & their Relatives | 3 | 50413 | 50413 | 0.19 | 0.19 | 0 | 0.00 | |
| (d-iii) | Clearing Member | 18 | 43842 | 43842 | 0.17 | 0.17 | 0 | 0.00 | |
| (d-iv) | Non Resident Indians (NRIs) (Repud) | 13 | 86219 | 86219 | 0.25 | 0.25 | 0 | 0.00 | |
| (d-v) | Hindu Undivided Family | 67 | 753137 | 753137 | 2.85 | 2.85 | 0 | 0.00 | |
| | Sub-Total (BX2) | 4342 | 727494 | 6293389 | 29.00 | 29.00 | 0 | 0.00 | |
| | Total Public Shareholding (B)= (BX1)+(BX2) | 4344 | 731244 | 6297139 | 29.02 | 29.02 | 0 | 0.00 | |
| | TOTAL (A)+(B) | 4353 | 26643600 | 25209495 | 100.00 | 100.00 | 0 | 0.00 | |
| (C) | Shares held by Custodians and against which Depository Receipts have been issued | | | | | | | | |
| 1 | Promoter and Promoter Group | 0 | 0 | 0 | 0 | 0.00 | 0 | 0.00 | |
| 2 | Public | 0 | 0 | 0 | 0 | 0.00 | 0 | 0.00 | |
| | Sub-Total (C) | 0 | 0 | 0 | 0 | 0 | 0 | 0.00 | |
| | GRAND TOTAL (A)+(B)+(C) | 4353 | 26643600 | 25209495 | 100.00 | 100.00 | 0 | 0.00 | |



(I)(b) Statement showing holding of securities (including shares, warrants, convertible securities) of persons belonging to the category "Promoter and Promoter Group"


| Sr. No. | Name of the shareholder | Details of Shares held | | Encumbered shares (*) | | | Details of warrants | | Details of convertible securities | | Total shares (including underlying shares assuming full conversion of warrants and convertible securities) as a % of diluted share capital |
|--------------|---------------------------------|------------------------|-----------------------------------|-----------------------|----------------------|--|-------------------------|---|---------------------------------------|---|--|
| | | Number of shares held | As a % of grand total (A)+(B)+(C) | No. | As a percentage | As a % of grand total (A)+(B)+(C) of sub-clause (I)(a) | Number of warrants held | As a % total number of warrants of the same class | Number of convertible securities held | As a % total number of convertible securities of the same class | |
| (I) | (II) | (III) | (IV) | (V) | $(VI)=(V)/(III)*100$ | (VII) | (VIII) | (IX) | (X) | (XI) | (XII) |
| 1 | ANJANA SYNTEX COMPANY LTD. | 5301620 | 19.898 | | 0.00 | 0.00 | | 0 | | 0 | 19.898 |
| 2 | PAT CREDIT LIMITED | 6368710 | 23.903 | | | | | | | | 23.903 |
| 3 | ANUJ PATODIA | 553675 | 2.078 | | | | | | | | 2.078 |
| 4 | INDIRA DEVI PATODIA | 239650 | 0.899 | | | | | | | | 0.899 |
| 5 | MANOJ KUMAR PATODIA | 1055087 | 3.96 | | | | | | | | 3.96 |
| 6 | MEENAL PATODIA | 1724915 | 6.474 | | | | | | | | 6.474 |
| 7 | NANDITA PATODIA | 1250750 | 4.694 | | | | | | | | 4.694 |
| 8 | PURUSOTTAM DAS PATODIA | 2068929 | 7.765 | | 0.00 | 0.00 | | 0 | | 0 | 7.765 |
| 9 | CLASSIC YARN PROCESSORS LIMITED | 349020 | 1.31 | | | | | | | | 1.31 |
| TOTAL | | 18912356 | 70.981 | 0 | 0.00 | 0.00 | 0 | 0 | 0 | 0 | 70.981 |

(* The term "encumbrance" has the same meaning as assigned to it in regulation 28(3) of the SAST Regulations, 2011




I)(c)(i) Statement showing holding of securities (including shares, warrants, convertible securities) of persons belonging to the category "Public" and holding more than 1% of the total number of shares

| Sr. No. | Name of the shareholder | Number of shares held | Shares as a percentage of total number of shares {i.e., Grand Total (A)+(B)+(C) indicated in Statement at para (I)(a) above} | Permanent Account Number (PAN No.) | Details of warrants | | Details of convertible securities | | Total shares (including underlying shares assuming full conversion of warrants and convertible securities) as a % of diluted share capital |
|--------------|---|-----------------------|--|------------------------------------|-------------------------|---|---------------------------------------|--|--|
| | | | | | Number of warrants held | As a % total number of warrants of the same class | Number of convertible securities held | % w.r.t total number of convertible securities of the same class | |
| 1 | RENAISSANCE ASSET MANAGEMENT COMPANY PVT LTD. | 660000 | 2.4770 | | 0 | 0 | 0 | 0 | 2.4770 |
| 2 | SUBODH BEGANI | 313134 | 1.1750 | | 0 | 0 | 0 | 0 | 1.1750 |
| 3 | POLISETTY GNANA DEV | 1060521 | 3.9800 | | 0 | 0 | 0 | 0 | 3.9800 |
| 4 | MANEK BHANSALI | 564000 | 2.1170 | | 0 | 0 | 0 | 0 | 2.1170 |
| | | | | | 0 | 0 | 0 | 0 | |
| TOTAL | | 2597655 | 9.7490 | | 0 | | 0 | | 9.749 |




(I)(d) Statement showing details of locked-in shares

| Sr. No. | Name of the shareholder | Category of Shareholder | Number of locked-in shares | Locked-in shares as a percentage of total number of shares {i.e., Grand Total (A)+(B)+(C) indicated in Statement at para (I)(a) above} |
|--------------|--|-------------------------|----------------------------|--|
| 1 | MEENAL PATODIA | PROMOTER | 1724915 | 6.47 |
| 2 | NANDITA PATODIA | PROMOTER | 1250750 | 4.69 |
| 3 | MANOJ KUMAR PATODIA | PROMOTER | 870337 | 3.27 |
| 4 | ANUJ PATODIA | PROMOTER | 265175 | 1.00 |
| 5 | PURUSOTTAM DAS PATODIA INDIRA DEVI PATODIA | PROMOTER | 1297320 | 4.87 |
| 6 | ANUJ PATODIA MEENAL PATODIA | PROMOTER | 288500 | 1.08 |
| 7 | MANOJ KUMAR PATODIA NANDITA PATODIA | PROMOTER | 184750 | 0.69 |
| | | | | |
| | | | | |
| TOTAL | | | 5881747 | 22.08 |



(II)(a) Statement showing details of Depository Receipts (DRs)

| Sr.No. | Type of outstanding DR (ADRs, GDRs, SDRs, etc.) | Number of outstanding DRs | Number of shares underlying outstanding DRs | Shares underlying outstanding DRs as a percentage of total number of shares {i.e., Grand Total (A)+(B)+(C) indicated in Statement at para (I)(a) above} |
|---------------|--|--------------------------------------|--|--|
| | NA | NA | NA | NA |
| | | | | |
| | | | | |
| | | | | |
| | | | | |
| | | | | |
| | | | | |
| | | | | |
| | | | | |
| | | | | |
| | | | | |
| | | | | |
| | | | | |
| | | | | |
| | | | | |
| | | | | |
| TOTAL | | | | |



(II)(b) Statement showing Holding of Depository Receipts (DRs), where underlying shares held by promoter / promoter group are in excess of 1% of the total number of shares

| Sr. No. | Name of the DR Holder | Type of outstanding DR (ADRs, GDRs, SDRs, etc.) | Number of shares underlying outstanding DRs | Shares underlying outstanding DRs as a percentage of total number of shares {i.e., Grand Total (A)+(B)+(C) indicated in Statement at para (I)(a) above} |
|--------------|-----------------------|---|---|---|
| | NA | NA | NA | NA |
| | | | | |
| | | | | |
| TOTAL | | | | |

